



## **Cook Islands Tourism Corporation**

**Tō'ou reo, kia 'akarongo' ia, ei puapinga nō'ou**

**Your Voice Should be Heard, Your Voice is Important**

**Health & Wellbeing Survey of the Public Sector**

**2022**

The *Tō'ou reo, kia 'akarongo' ia, ei puapinga nō'ou, Your Voice Should be Heard, Your Voice is important* survey is the 2022 Cook Islands Public Sector's employee engagement survey focusing on the Health & Wellbeing of Public Sector employees and was launched on Tuesday 7th June. The survey was open to all employees from 28 Public Sector Agencies for two weeks, closing at 12am on Monday 20th June. The survey was conducted through Survey Monkey and was made available to all Public Sector employees through an email link.

It is envisioned that the individual Agency results and information provided from this survey can be used to drive policy change, make improvements to workplace culture and give Public Sector leaders a better understanding of the health & wellbeing of their employees. The survey results provide agencies with a snapshot of how employees see their workplaces, including views on: Employee engagement and job satisfaction, Public Sector ethics and culture, Communication, Inclusion, Workload and Motivation, Fairness and respect and Job demands, Resources and support.

This is a 'new look' survey and was redeveloped to be more user friendly, more focused, shorter and to encourage participation across the sector. Participation rates in previous years in the Employee Engagement Survey have been consistently low compared to the number of employees. After some research, and in consultation with a statistician it was determined that there were a number of changes that could be made to help increase participation numbers and provide the sector with a more concentrated set of data and reporting mechanism. The first change was eliminating a large number of questions required to be answered and focus on one area, and for this survey "Health & Wellbeing" was selected, unlike the previous survey that had a number of areas that it covered. This shortened the survey significantly and in turn the time it took to complete. Another change was to improve the level of confidentiality in the survey, so many of the 'identifier' questions were removed, leaving only the Agency an employee worked for, which improved the level of privacy and confidentiality significantly. Finally, another consideration was the reporting of the data collected. With the previous surveys, reports were downloaded straight from the survey platform website, Survey Monkey, and were very large and not very user friendly due to the amount of questions and the limited formatting options available. It was very time consuming to provide any kind of analytical report but with a more focused approach it allows for a report to be produced that is more succinct and should assist management to easily identify issues.

The lack of 'identifiers' means that demographic information is not able to be produced for this report. It is recognised that it is important for agencies to understand the demographics of their employees and this information will be available in the individual agency survey reports and under development is a sector wide demographic dashboard that will be launched on the OPSC website in August and updated at regular intervals.

A total of 412 employees participated in the survey. Of those who participated, 41 did not select which Agency they were employed with. The 412 respondents number does not include the 59 employees from the Pa Enea who participated in a shorter, mobile friendly version of the survey in an effort to make the survey more accessible. A separate report will be produced for the Pa Enea results. Work is underway at OPSC to develop a second survey which will seek feedback from employees on the management and leadership of the Public Sector. This is due to be launched in October 2022 and will contribute towards the Mid Year Review process for the 14 Government Ministry's. The response rates were too low overall to infer the result to the entire Public Sector population and is a snapshot of the opinions of the 412 that responded. In order to get a more accurate picture of the realities of working in the Public Sector and be able to track trends over time a higher participation rate is needed for future surveys.

In our endeavours to be more transparent for the purposes of improving performance, accountability and the service delivery to the public this report will be made available to all Public Sector employees .

## About the Report

The *Tō'ou reo, kia 'akarongo' ia, ei puapinga nō'ou, Your Voice Should be Heard, Your Voice is important* survey has been designed to support Public Sector agencies to build positive workplace cultures with integrity and that reflect the Public Sector values of Honesty, Impartiality, Service, Transparency, Accountability, Respect, Effectiveness and Efficiency.

The survey results provide agencies with a snap-shot of how employees see their workplaces, including views on:

- Employee engagement and job satisfaction
- Employee wellbeing
- Public Sector ethics and culture
- Communication
- Diversity and inclusion
- Workload and Motivation
- Fairness and respect

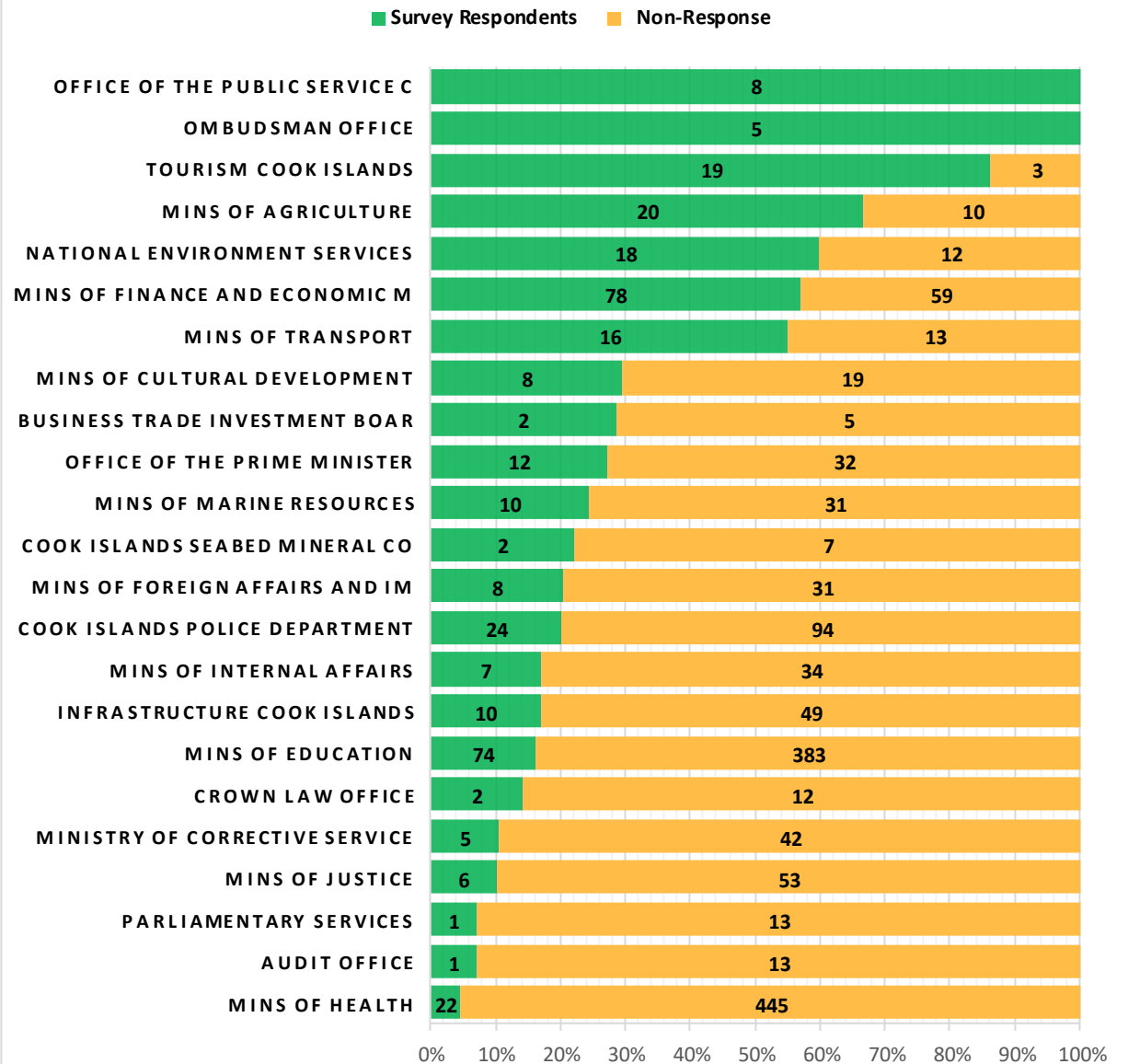
Agencies can use the results to determine how to improve the workplace for their employees.

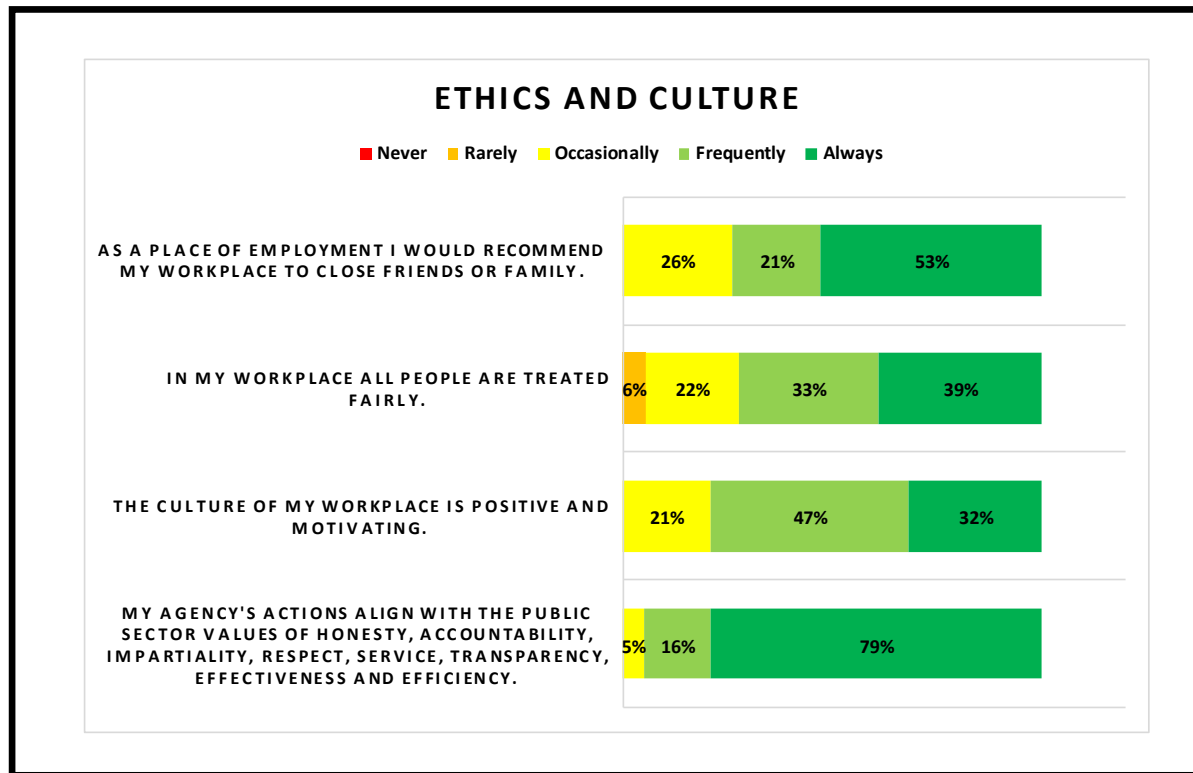
Each report contains a summary of the data results and a summary of the participants comments. If the report contains no summary of comments it is because no comments were given.

This year you will also see:

- Public release of the 'Survey Snapshot Report', which provides data results from all of the agency employees who participated.
- Demographic and survey information made available on the OPSC website, and
- A second employment engagement survey launched in October focusing on leadership and management.

## PROPORTION OF AGENCY RESPONDENTS





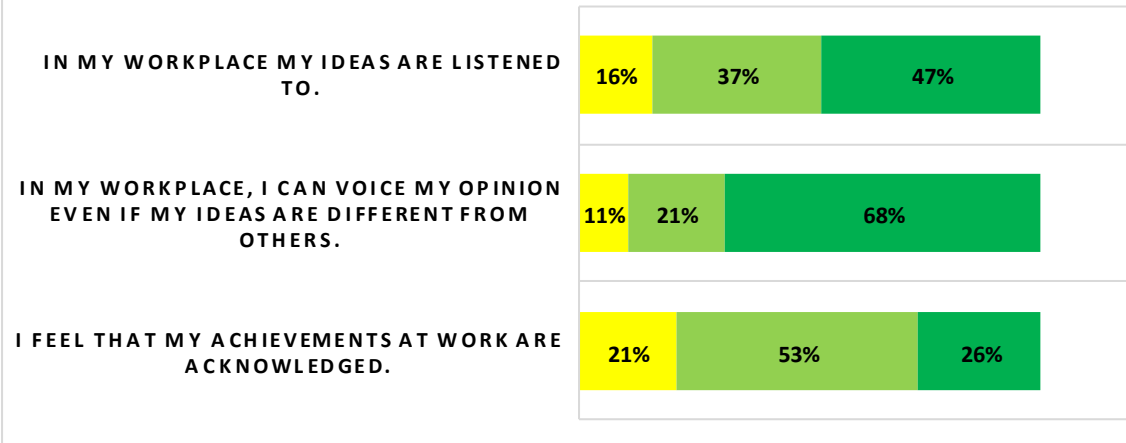
## Summary of Results

A positive response in this section with all statements achieving high numbers of participants selecting Always and Frequently and one almost reaching 100%. However, there is still a small number who did select Occasionally, and once Rarely and it is this group that would be a concern to management.

Using the results of this survey to help identify negatives and then developing and implementing strategies to reduce those negatives will help with all staff feeling motivated and engaged in their work.

## COMMUNICATIONS

■ Never ■ Rarely ■ Occasionally ■ Frequently ■ Always



### Summary of Results

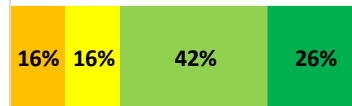
Again this section shows positive results, with high ratings of 80% plus. The results do still show that some employees are only occasionally feeling acknowledged, listened to or can voice an opinion, so should be something management is mindful of.

Staff meetings are always a good forum for sharing ideas, as well as one-to-one meetings with employees and their manager. Not all ideas are able to be implemented and management should be open to the sharing of ideas but also to explaining and providing feedback to an employee/s as to why the idea has not been adopted.

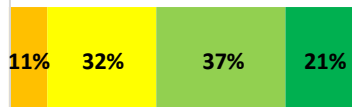
## WORKLOAD AND MOTIVATION

■ Never ■ Rarely ■ Occasionally ■ Frequently ■ Always

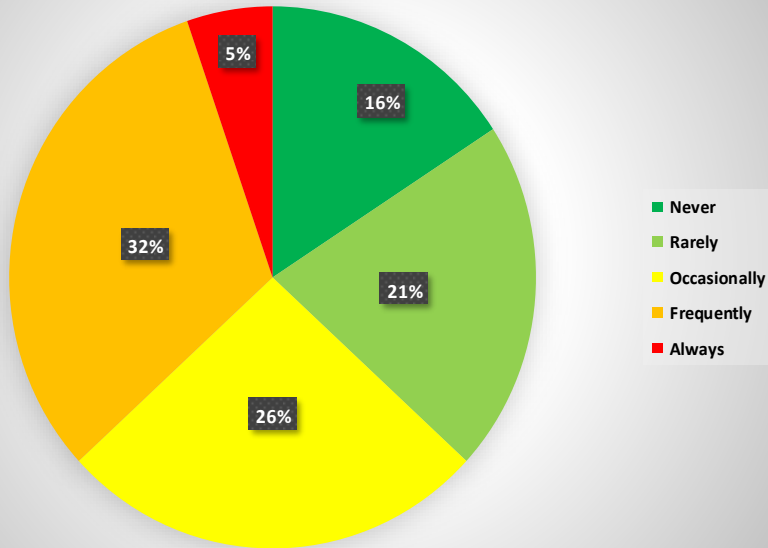
I LOOK FORWARD TO COMING INTO WORK EACH DAY.



I AM ABLE TO CARRY OUT MY ROLE WHILE MAINTAINING A HEALTHY WORK/LIFE BALANCE.



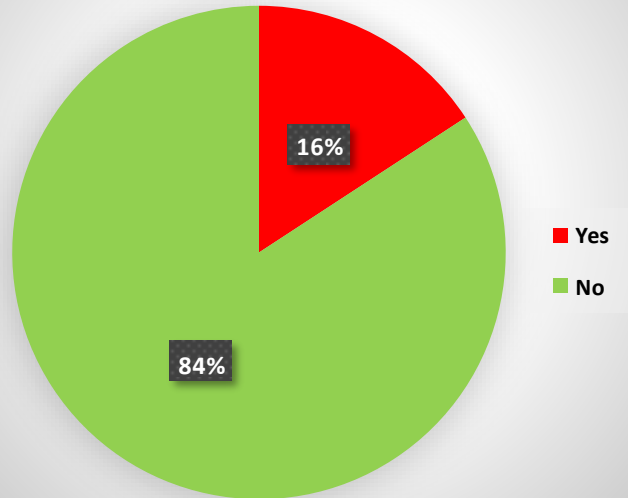
In the last 12 months, I have thought about leaving my workplace.



### Summary of Results

Both graphs show good results and would indicate a high level of engagement from the employees who participated. Like other results in this report there is a number of employees who made their selection at the lower end of the ranking scale in the Workload and Motivation section and 37% who had thought about leaving in the last 12 months either Always or Frequently. Comments that might help identify some of the reasons employees have considered leaving include low remuneration rates, or better rates elsewhere, lack of career pathways and not enjoying the role.

**In the last 12 months have you experienced a dispute or conflict in your workplace?**



### **Summary of Results**

Respondents commented 100% that all conflicts and disputes experienced were resolved fairly and 67% within one month.

### **Conclusion**

Cook Island Tourism had 19 employees participate in the survey, which equates to 86% of its employees. This is an excellent result and in the top three of Agencies that took part. This report provides a good 'snapshot' of the Health & Wellbeing of its employees.

The results highlighted in the report should be considered as 'points of action' and where management work together to identify how and what can be done to increase the number of employees selecting Always or Frequently in the future.

Improving the wellbeing of employees leads to higher level of engagement and productivity, which again leads to better health, wellbeing and satisfaction with work.

Research suggests that employees who report high levels of wellbeing are more likely to:

- Be more creative
- Be more productive
- Provide better customer service
- Report more positive interactions with their managers
- Be more confident to speak up
- Be more satisfied with their job, career development and work-life balance
- Be more engaged.

## **Training Resources**

**Coursera** is an online learning website that partners with more than 200 leading universities and companies to bring flexible, affordable, job-relevant online learning to individuals and organizations worldwide. They offer a range of learning opportunities—from hands-on projects and courses to job-ready certificates and degree programs. Coursera offers free online training courses as well as those with a fee. Coursera for Business provides courses for transformative skill development solutions for empowering teams with the high-impact skills that drive innovation, competitiveness, and growth. They also offer Coursera for Government which helps governments and organizations provide in-demand skills and learning paths to new jobs for the entire workforce, and implements national-scale learning programs. [www.coursera.org](http://www.coursera.org)

**edX Open Courses** offers online learning from world-class academic institutions and corporate partners, self-paced individual courses or multi-course programs to earn a certificate and typically take 2 to 6 weeks to complete. They are low cost, so organisations can affordably provision learning for teams or the entire organisation. [www.edx.org/](http://www.edx.org/)

Cook Islands Tertiary Training Institute offer two NZ Certificates in Business and Management. [www.citti.edu.ck/courses/](http://www.citti.edu.ck/courses/)